

## Specifications

- Leak Free O-Ring Sealing to 4" with a Variety of Connection Options:
- Socket Weld
- Hose Barb (Straight 45° & 90°)
- Split Flange
- Carbon Steel Construction
- Lock Nut Design Simplifies the Positioning of Valves and Eliminates Weld Damage to Valve.
- Buna N Seals

## Options

- Viton Seals
- Step Sizes Available - Consult Factory



## Dimensional Information: 2½" - 4"

	PART NO.	BSP SIZE		B	E	D	PSI BAR	WEIGHT
	2BVL-2R 40 F	2½"	in	5.59	8.07	5.02	600	8.00 lb
			mm	142	205	127.5	40	3.66 kg
	2BVL-2R 48 F	3"	in	6.45	8.07	5.45	600	12.90 lb
			mm	164	205	138.5	40	5.90 kg
	2BVL-2R 64 B	4"	in	7.60	10.23	6.34	600	22.04 lb
mm			193	260	161	40	10.0 kg	

\*Note: All "O"-rings should be lubricated before assembly.

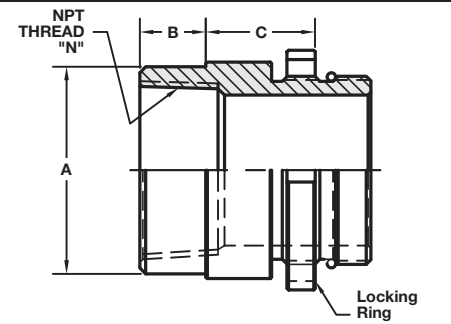
SWA - SWIVEL SOCKET WELD ADAPTOR						
Part no.	Port	Thread	A	B	C	D
SWA - 16LR	1"	15/16"-12UN-2B	0.88"	0.25"	1.33"	1.63"
SWA - 20LR	1¼"	15/8"-12UN-2B	0.88"	0.25"	1.67"	2.00"
SWA - 24LR	1½"	17/8"-12UN-2B	0.88"	0.25"	1.91"	2.25"
SWA - 32LR	2"	2½"-12UN-2B	1.00"	0.25"	2.39"	2.75"
SWA - 40LR	2½"	2½"-11BSP	1.50"	0.50"	2.89"	3.25"
SWA - 48LR	3"	3"-11BSP	1.50"	0.50"	3.51"	3.75"
SWA - 64LR	4"	4"-11BSP	1.50"	0.50"	4.51"	4.75"

\*Note: Remove "O" ring before welding, valve should not be installed before welding adaptor.

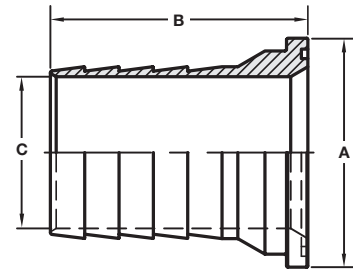
HA - SAE TO HOSE BARB ADAPTOR					
Part no.	Port	Thread	A	B	C
HA-16	1"	15/16"-12UN-2B	0.375"	1.37"	0.84"
HA-20	1¼"	15/8"-12UN-2B	0.40"	1.90"	1.06"
HA-24	1½"	17/8"-12UN-2B	0.40"	1.94"	1.25"
HA-32	2"	2½"-12UN-2B	0.41"	2.43"	1.70"
HA-40	2½"	2½"-11BSP	0.45"	3.09"	2.15"
HA-48	3"	3"-11BSP	0.45"	3.62"	2.65"
HA-64	4"	4"-11BSP	0.45"	4.90"	3.65"

SAS - SAE TO SPLIT FLANGE (CODE 61) ADAPTOR					
Part no.	Port	Thread	A	B	C
SAS-16	1"	15/16"-12UN-2B	2.40"	1.00"	1.75"
SAS-20	1¼"	15/8"-12UN-2B	2.72"	1.25"	2.00"
SAS-24	1½"	17/8"-12UN-2B	2.72"	1.50"	2.375"
SAS-32	2"	2½"-12UN-2B	2.97"	2.00"	2.812"
SAS-40	2½"	2½"-11BSP	3.18"	2.50"	3.312"
SAS-48	3"	3"-11BSP	3.18"	3.00"	4.00"
SAS-64	4"	4"-11BSP	3.44"	4.00"	5.00"

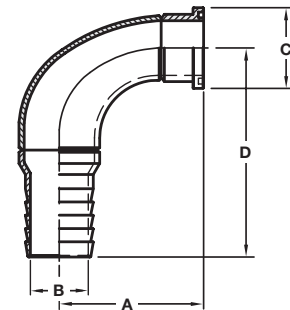
SNN - SAE SWIVEL TO NPT FEMALE ADAPTOR					
Part no.	Port	Thread	A	B	C
SNN-16	1"	1 <sup>5</sup> / <sub>16</sub> "-12UN-2B	1.63"	0.88"	1.50"
SNN-20	1 <sup>1</sup> / <sub>4</sub> "	1 <sup>5</sup> / <sub>8</sub> "-12UN-2B	1.88"	0.88"	1.56"
SNN-24	1 <sup>1</sup> / <sub>2</sub> "	1 <sup>7</sup> / <sub>8</sub> "-12UN-2B	2.25"	0.88"	1.56"
SNN-32	2"	2 <sup>1</sup> / <sub>2</sub> "-12UN-2B	2.75"	0.88"	1.75"
SNN-40	2 <sup>1</sup> / <sub>2</sub> "	2 <sup>1</sup> / <sub>2</sub> "-11BSP	3.13"	1.00"	1.75"
SNN-48	3"	3"-11BSP	3.88"	1.00"	1.75"
SNN-64	4"	4"-11BSP	4.88"	1.00"	1.75"



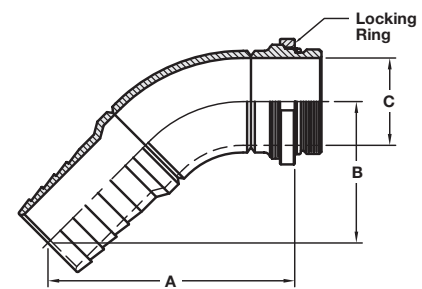
HAS - SPLIT FLANGE TO HOSE BARB ADAPTOR					
Part no.	Port	Thread	A	B	C
HAS-16	1"	CODE 61	1.75"	2.63"	0.84"
HAS-20	1 <sup>1</sup> / <sub>4</sub> "	CODE 61	2.00"	3.00"	1.06"
HAS-24	1 <sup>1</sup> / <sub>2</sub> "	CODE 61	2.38"	3.00"	1.25"
HAS-32	2"	CODE 61	2.81"	3.25"	1.70"
HAS-40	2 <sup>1</sup> / <sub>2</sub> "	CODE 61	3.31"	4.00"	2.15"
HAS-48	3"	CODE 61	4.00"	4.50"	2.65"
HAS-64	4"	CODE 61	5.00"	5.00"	3.65"



HAS 90° - SPLIT FLANGE TO HOSE BARB ELBOW 90° ADAPTOR					
Part no.	Port	A	B	C	D
HAS 90-16	1"	2.75"	1.00"	1.75"	3.63"
HAS 90-20	1 <sup>1</sup> / <sub>4</sub> "	3.25"	1.25"	2.00"	4.63"
HAS 90-24	1 <sup>1</sup> / <sub>2</sub> "	3.50"	1.50"	2.38"	5.00"
HAS 90-32	2"	4.25"	2.00"	2.81"	6.25"
HAS 90-40	2 <sup>1</sup> / <sub>2</sub> "	5.50"	0.5"	3.31"	7.88"
HAS 90-48	3"	6.38"	3.00"	4.00"	9.00"
HAS 90-64	4"	8.00"	4.00"	5.00"	11.38"



HA 45° - SAE SWIVEL TO HOSE BARB ELBOW 45° ADAPTOR					
Part no.	Port	Thread	A	B	C
HA 45-16	1"	1 <sup>5</sup> / <sub>16</sub> "-12UN-2B	3.50"	2.00"	1.00"
HA 45-20	1 <sup>1</sup> / <sub>4</sub> "	1 <sup>5</sup> / <sub>8</sub> "-12UN-2B	4.25"	2.50"	1.25"
HA 45-24	1 <sup>1</sup> / <sub>2</sub> "	1 <sup>7</sup> / <sub>8</sub> "-12UN-2B	4.38"	2.50"	1.50"
HA 45-32	2"	2 <sup>1</sup> / <sub>2</sub> "-12UN-2B	5.38"	3.13"	2.00"
HA 45-40	2 <sup>1</sup> / <sub>2</sub> "	2 <sup>1</sup> / <sub>2</sub> "-11BSP	7.00"	4.00"	2.50"
HA 45-48	3"	3"-11BSP	8.00"	4.64"	3.00"
HA 45-64	4"	4"-11BSP	9.50"	5.50"	4.00"



HA 90° - SAE SWIVEL TO HOSE BARB ELBOW 90° ADAPTOR					
Part no.	Port	Thread	A	B	C
HA 90-16	1"	1 <sup>5</sup> / <sub>16</sub> "-12UN-2B	2.38"	3.63"	1.00"
HA 90-20	1 <sup>1</sup> / <sub>4</sub> "	1 <sup>5</sup> / <sub>8</sub> "-12UN-2B	2.75"	4.50"	1.25"
HA 90-24	1 <sup>1</sup> / <sub>2</sub> "	1 <sup>7</sup> / <sub>8</sub> "-12UN-2B	3.13"	5.00"	1.50"
HA 90-32	2"	2 <sup>1</sup> / <sub>2</sub> "-12UN-2B	4.00"	6.25"	2.00"
HA 90-40	2 <sup>1</sup> / <sub>2</sub> "	2 <sup>1</sup> / <sub>2</sub> "-11BSP	5.25"	8.06"	2.50"
HA 90-48	3"	3"-11BSP	6.00"	9.06"	3.00"
HA 90-64	4"	4"-11BSP	7.75"	11.38"	4.00"

