

Stauff SFC-35/36 series spin-on elements are used with the Stauff SSF-12 spin-on filters with G 3/4 threaded posts.

Stauff SFCT-35/36 series spin-on elements have an internal 1 bar (15 PSI) by-pass and anti-drain back diaphragm for use with Stauff SSFT-12 tank top spin-on filters.











## Technical Specification

Seals	NBR (Buna-N®)
Working pressure	max 12 bar (174 PSI), maximum pressure differential of 5,5 bar (80 PSI) for any application with no by-pass valve
Temperature range	-32°C to +100°C (-25°F to 212°F)
Media	Mineral oils, other fluids on request



## Dimensions and Ordering Code

Dimensions in mm (inch)

	Filter Paper				Microglass		Wire Mesh		Brass Mesh	
	SFC & SFCT 3510E	SFC & SFCT 3610E	SFC & SFCT 3525E	SFC & SFCT 3625E	SFC & SFCT 3510AE	SFC & SFCT 3610AE	SFC & SFCT 3560E	SFC & SFCT 3660E	SFC & SFCT 35125E	SFC & SFCT 36125E
										
<b>Diameter</b>	98 (3.86)	98 (3.86)	98 (3.86)	98 (3.86)	98 (3.86)	98 (3.86)	98 (3.86)	98 (3.86)	98 (3.86)	98 (3.86)
<b>Length</b>	145 (5.7)	190 (7.5)	145 (5.7)	190 (7.5)	145 (5.7)	190 (7.5)	145 (5.7)	190 (7.5)	145 (5.7)	190 (7.5)
<b>Element Thread</b>	G <sup>3/4</sup>	G <sup>3/4</sup>	G <sup>3/4</sup>	G <sup>3/4</sup>	G <sup>3/4</sup>	G <sup>3/4</sup>	G <sup>3/4</sup>	G <sup>3/4</sup>	G <sup>3/4</sup>	G <sup>3/4</sup>
<b>Beta Ratio</b>	β <sub>10</sub> ≥ 2	β <sub>10</sub> ≥ 2	β <sub>25</sub> ≥ 2	β <sub>25</sub> ≥ 2	β <sub>10</sub> ≥ 200	β <sub>10</sub> ≥ 200	n/a	n/a	n/a	n/a
<b>By-pass Setting (SFCT-series only)</b>	1 bar (15 PSI)	1 bar (15 PSI)	1 bar (15 PSI)	1 bar (15 PSI)	1 bar (15 PSI)	1 bar (15 PSI)	1 bar (15 PSI)	1 bar (15 PSI)	1 bar (15 PSI)	1 bar (15 PSI)
<b>Maximum Working Pressure</b>	12 bar (174 PSI)	12 bar (174 PSI)	12 bar (174 PSI)	12 bar (174 PSI)	12 bar (174 PSI)	12 bar (174 PSI)	12 bar (174 PSI)	12 bar (174 PSI)	12 bar (174 PSI)	12 bar (174 PSI)
<b>Carton Quantity</b>	1	1	1	1	1	1	1	1	1	1
<b>Carton Weight</b>	0,9 kg (2 lb)	1,3 kg (2.6 lb)	0,9 kg (2 lb)	1,3 kg (2.6 lb)	0,9 kg (2 lb)	1,3 kg (2.6 lb)	0,9 kg (2 lb)	1,3 kg (2.6 lb)	0,9 kg (2 lb)	1,3 kg (2.6 lb)